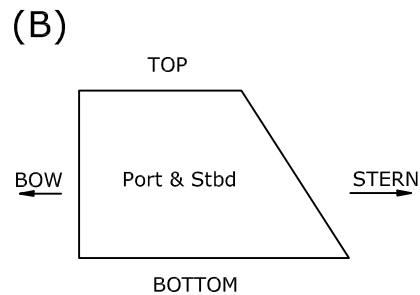
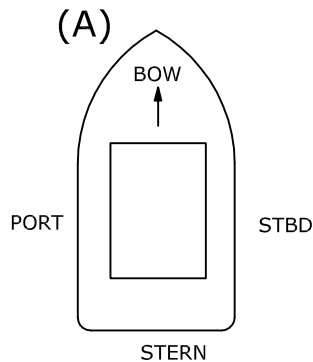
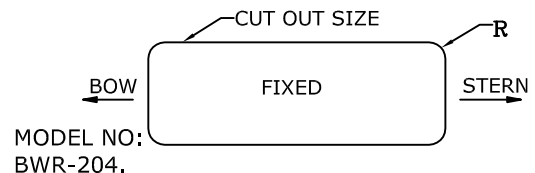
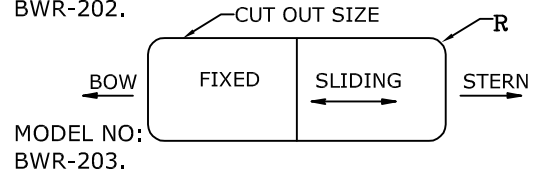
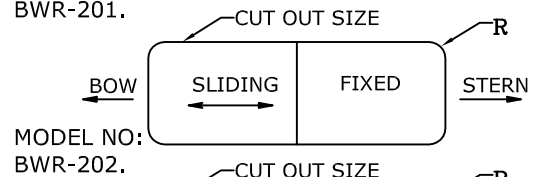
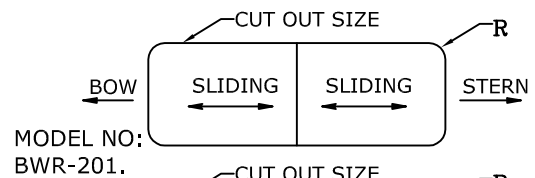
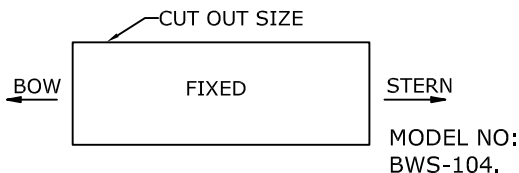
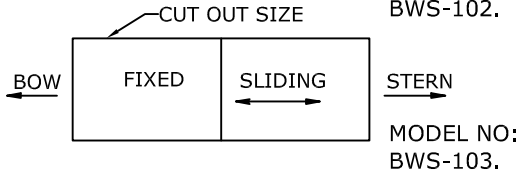
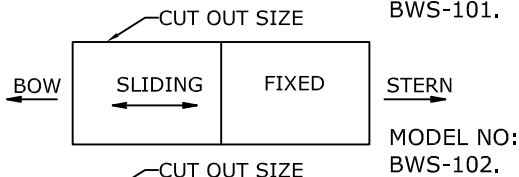
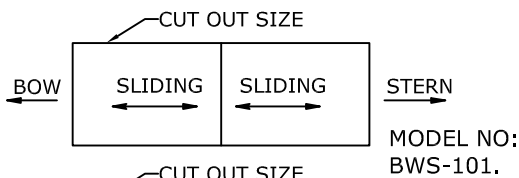


HOW TO ORDER BOAT WINDOWS

Pls fill this query and offer required information: cut out size, drawing or template



All dimension & shape of windows are boat outside view (Drawing A)
Pls mark bow/stern,top/bottom,port/stbd on Sample or template(Drawing B)



1. Material: 316# Stainless steel Aluminum
2. window: Port Starboard
3. Type:

A. two sliding:	<input type="checkbox"/> BWS-101	<input type="checkbox"/> BWR-201
B. Sliding / Fixed window:	<input type="checkbox"/> BWS-102	<input type="checkbox"/> BWR-202
C. Fixed / sliding window:	<input type="checkbox"/> BWS-103	<input type="checkbox"/> BWR-203
D. Fixed window:	<input type="checkbox"/> BWS-104	<input type="checkbox"/> BWR-204
4. Tempered glass: clear glass tanned glass tint green glass
5. Glass for Sliding window: 6mm only
Glass for Fixed window: 6mm 10mm
(the thickness of glass for each window is required)
6. Finishing:

<input type="checkbox"/>	stainless steel window, mirror polishing
<input type="checkbox"/>	stainless steel windows with off-white powder coating
<input type="checkbox"/>	stainless steel windows with black powder coating
<input type="checkbox"/>	aluminum windows with clear anodized
<input type="checkbox"/>	aluminum windows with off-white powder coating
<input type="checkbox"/>	aluminum windows with black powder coating
7. Radius of cut out size of Aluminum window: 80mm 100mm
Radius of cut out size of Stainless window: 50mm