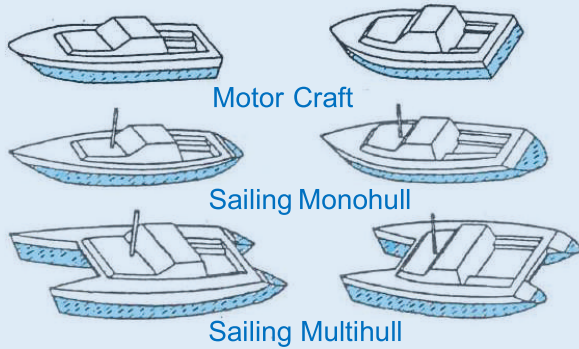


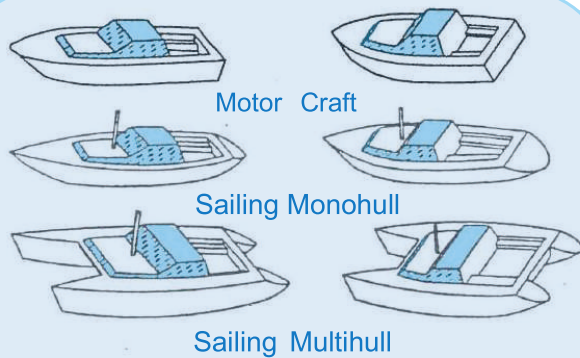
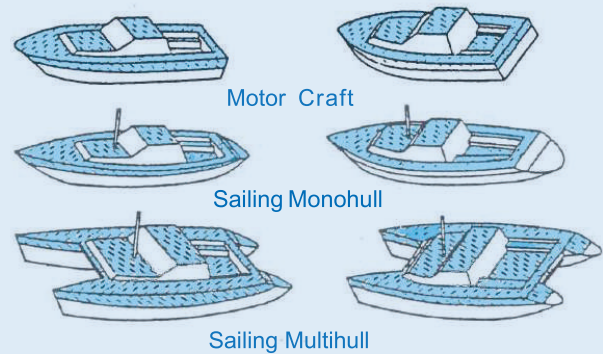
HATCH & PORTLIGHT CE REGULATIONS

CE AREAS

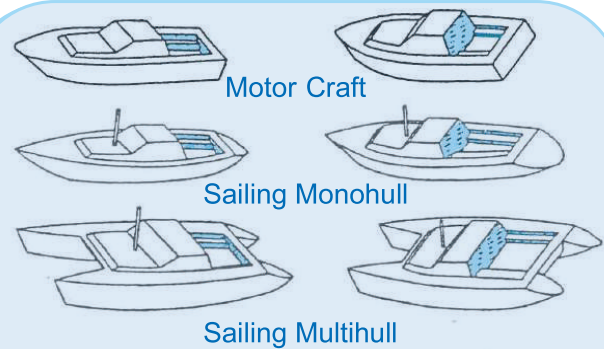
CE Areas 1 Part of the hull sides situated above the waterline.



CE Areas 2 Any Area other than Area 1 where persons are liable to walk or step.



CE Areas 3 Any Area other than Area 1 or 2. For example superstructures.



CE Areas 4 Parts of Area 3 protected from the impact of sea or assault waves. For example cockpit sides and rear faces of superstructures.

CE APPROVAL

- The CE Regulations apply to craft up to 24m in length that are sold in the European Union. Although the regulations may not apply to your boat, they are a useful guide for small craft throughout the world.
- Manship warranty portlights and hatches are installed in CE areas 1.2.3.4, Can't be installed in unexpected places, otherwise the warranty is invalid.
- Manship hatches and portlights are both apply to Design Category A (Ocean Sailing) or Design Category B (Offshore Sailing). It's manufactured according to CE regulations and passed DNV CE certification, The regulations divide up the hull and deck into four specific "Areas".
 - A. Hatches and portlights which is suitable for fitting to an area "1" that the product is suitable for installation in any area.
 - B. The product that is approved for area 2 may also fitted to area 3, and 4, not area 1
- All sailboats, machine ships, ocean sailing boats (Category A) and offshore sailing boats (Category B). No glass or tempered glass should be used for portlights installed in areas 1, 2 (unless it is bulletproof glass) It must be equipped with a standard metal explosion-proof cover before it can be used in areas 1, 2
- Hatch material in CE has special regulations, do not use glass or tempered glass (unless it is bulletproof glass)